

|  | **Brunel** |





Brunel Business School	992	130	17	1,139
Brunel Law School	656	40	6	702
Department of Arts and Humanities	667	60	31	758
Department of Economics and Finance	706	48	4	758
Department of Education	149	208	38	395
Department of Social and Political Sciences	821	137	24	982

Department of Civil and Environmental Engineering	368	66	17	451
Department of Computer Science	711	54	24	789
Department of Design	431	34	7	472
Department of Electronic and Computer Engineering	347	54	24	425
Department of Mathematics	551	17	3	571
Department of Mechanical and Aerospace Engineering	672	313	69	1054

Department of Clinical Sciences	355	338	15	708
Department of Life Sciences	1902	93	66	2061



	17,935	13,612	3,295	3,448	2,112	977	284	93	63
	3,636	2,416	364	8,943	6,742	771	884	165	26
	1,011	596		271	106		18	1	

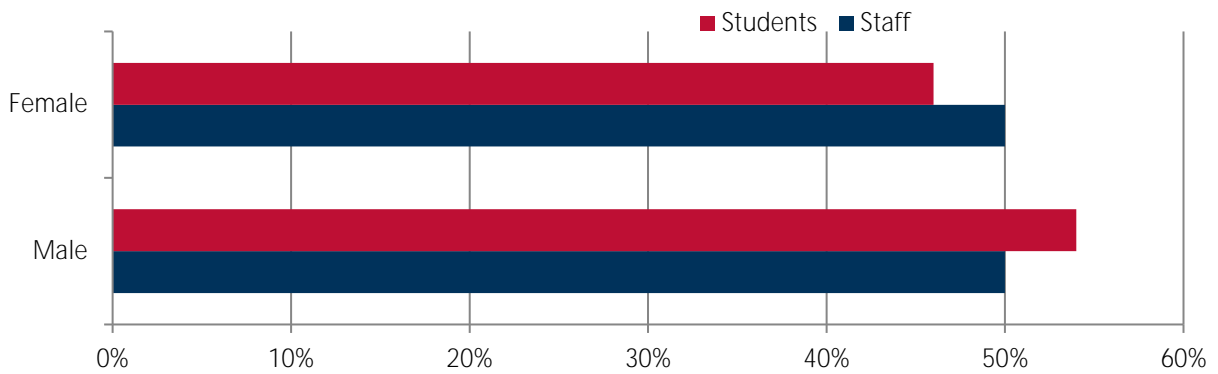
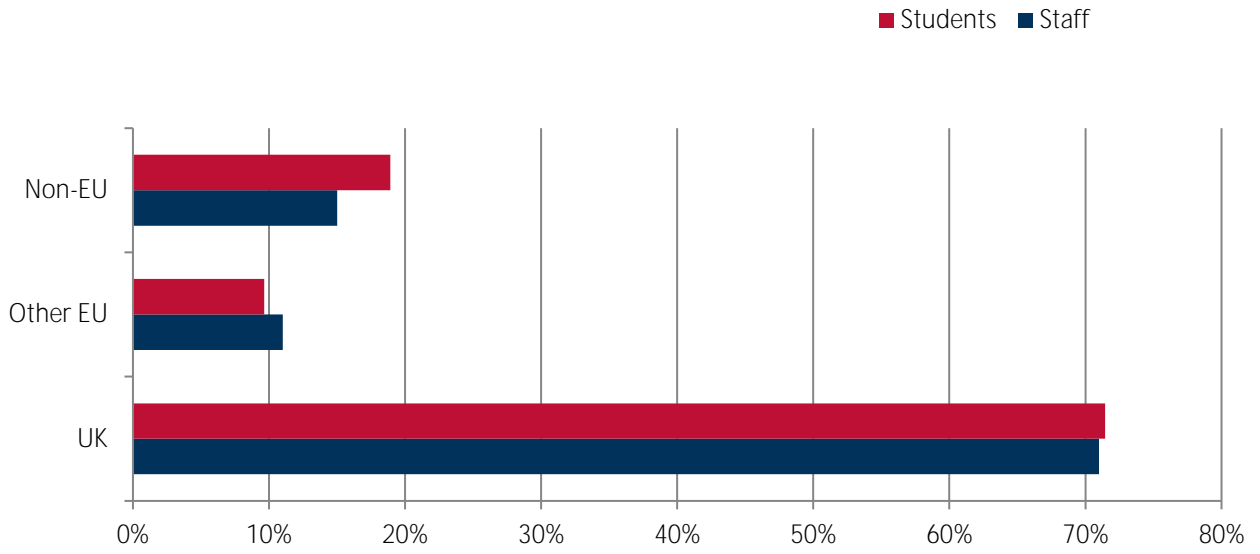
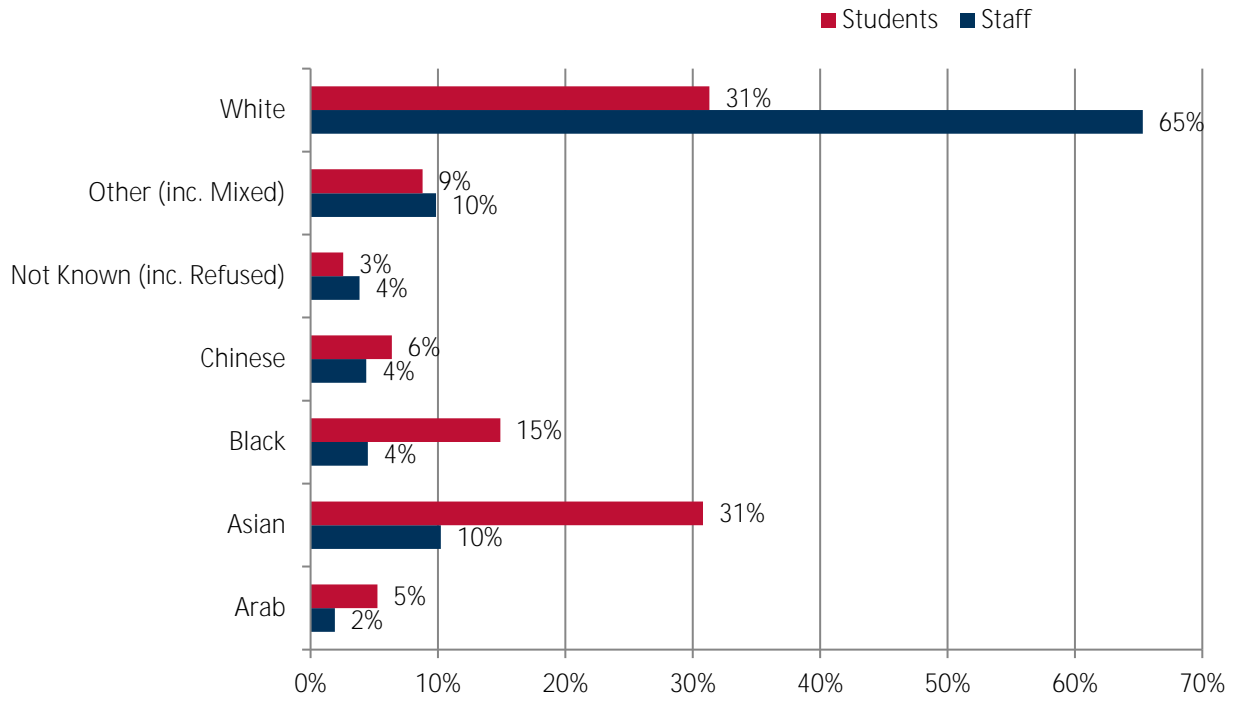
Academic

Academic	555	65	620
Hourly Paid Lecturer/Demonstrator	0	553	553
Research	136	26	162

Ancillary

Ancillary	11	83	94
Casual	0	110	110
Clerical Admin	308	91	399
Maintenance	28	0	28
Miscellaneous	30	11	41
Professional	412	84	496

Professional





Financial data are for the year ending 31 July 2018 as published in University Financial Statement 2017-18

www.brunel.ac.uk/about/campus/financial-statements

Staff numbers are as recorded on 1 December 2018 and are headcount, in all cases.

Student numbers are as recorded on 1 December 2018 and are headcount, in all cases. Full time data includes students on sandwich placements.

University Website: www.brunel.ac.uk